



A Gorman-Rupp Company

# GASOLINE & DIESEL DRIVEN SOLIDS-HANDLING PUMPS

- Heavy Duty Cast Iron Construction
- Buna or Viton® Mechanical Seal - See Spec Chart for Specific Model
- 1-1/2" to 3" NPT Port Sizes
- Self-Priming up to 20 ft.
- Semi-Open, Clog Resistant Impellers
- Engine Options: Honda, B&S or Hatz
- Solids-Handling up to 3/4" Diameter
- Electric Start Options Available
- Pumps Include Heavy Duty Steel Roll Frames
- Wheel Kits Available with Semi-Pneumatic or Pneumatic Tires



3" Solids-Handling Pump

The AMT line of Engine-Driven Solids-Handling pumps offers an upgraded debris handling capability in wear resistant Cast Iron construction. Applications include high volume liquid transfer, irrigation, commercial draining and construction. All these Models feature removable/replaceable Cast Iron wearplate/volute, clog resistant impellers and/or wearplates to ensure a long life for the complete pump. Dual volute design reduces radial load on engines.

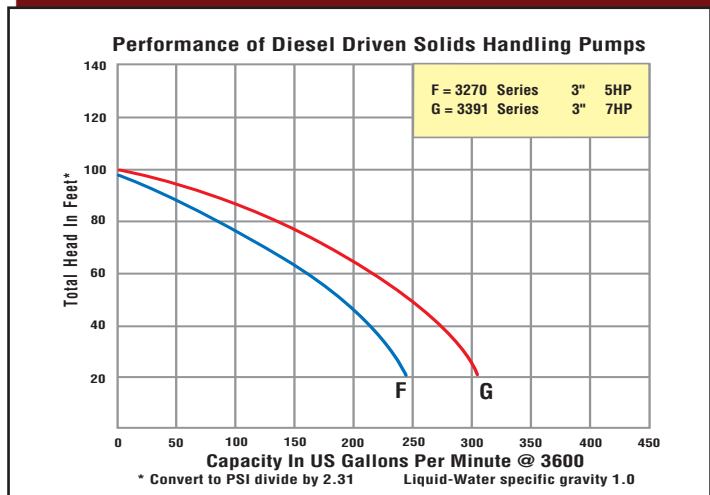
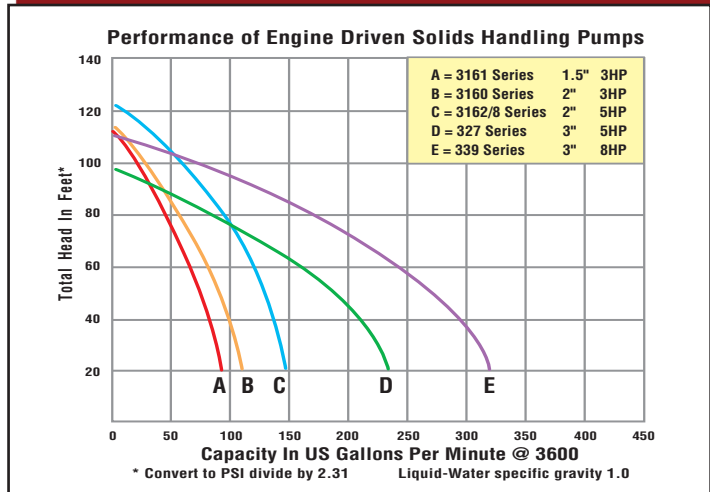
AMT Engine-Driven Solids-Handling pumps are reliable, cost effective and low maintenance. Many are readily available "Off-the-Shelf" for fast 24 hour shipment. For use with non-flammable liquids which are compatible with pump component materials.

Viton® and Teflon® are registered trademarks of E.I. DuPont.

## INDUSTRIAL DUTY



2" Solids-Handling Pump



# GASOLINE & DIESEL DRIVEN SOLIDS-HANDLING PUMPS

## 1.5" & 2" CAST IRON SOLIDS-HANDLING PUMPS



MODEL	CURVE	PORTS	DRIVER	SEAL	SHIP WT.	RUN TIME	TANK SIZE
3161-95	A	1.5" NPT	B&S 525	Buna	75 lbs.	180 min.	3 qt.
3160-95	B	2" NPT	B&S 525	Buna	75 lbs.	180 min.	3 qt.
3162-95	C	2" NPT	B&S CP650	Buna	82 lbs.	90 min.	3 qt.
3168-95	C	2" NPT	HONDA GC160	Buna	80 lbs.	60 min.	1.8 qt.

Maximum Solids-Handling Capability: 3/8" Diameter

## 3" CAST IRON SOLIDS-HANDLING PUMPS



MODEL	CURVE	PORTS	DRIVER	SEAL	SHIP WT.	RUN TIME	TANK SIZE
327A-V5	D	3" NPT	Honda GC160	Viton®	107 lbs.	60 min.	1.8 qt.
3270-D5	F	3" NPT	Hatz Diesel 1B20	Viton®	126 lbs.	110 min.	3.1 qt.
3390-95	E	3" NPT	B&S 1350 Series*	Buna	137 lbs.	90 min.	4 qt.
3393-V5	E	3" NPT	Honda GX270*	Viton®	138 lbs.	100 min.	6.4 qt.
3391-V5	E	3" NPT	Honda GX270*++	Viton®	170 lbs.	100 min.	6.4 qt.
3391-D5	G	3" NPT	Yanmar Diesel L70++	Viton®	196 lbs.	110 min.	6 qt.

(++) 12V DC ELECTRIC START (BATTERY NOT INCLUDED). (\*) OIL ALERT INCLUDED.  
Maximum Solids-Handling Capability: 3/4" Diameter

### Standard Features:

- Two NPT Pipe Nipples
- Viton® or Buna Mechanical Seals- See spec chart for specific model
- Self-primers to 20 ft.
- Semi-Open, Clog Resistant Cast Iron Impeller
- Stainless Steel Shaft Sleeve
- Maximum Temperature 180° F
- Maximum Working Pressure 60 PSI
- Solids-Handling Capability
- Built-in Flapper/Check Valve
- Wear Resistant Cast Iron Replaceable Volute/Wearplate and Impeller



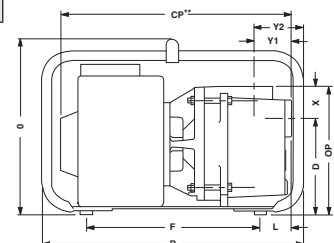
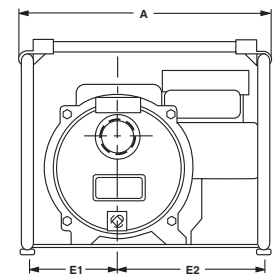
### OPTIONAL WHEEL KITS FOR ROLL FRAME PUMPS

MODEL	FEATURES	SHIP WT.
C402-90	Includes 10" semi-pneumatic tires on steel wheels for universal mounting to frame.	26 lbs.

MODEL	HP	A	B	CP**	D	E1	E2	F	L	O	OP	X	Y1	Y2
316 Series	3HP	15.5	19.0	17.5	6.8	5.0	9.0	8.5	4.5	16.0	9.5	2.6	3.1	4.6
316 Series	5HP	18.75	24	19.0	6.8	5.0	9.25	8.5	6.0	18	9.5	2.6	3.1	4.6
327 Series	5HP	18.75	24	19.0	10.3	5.0	9.25	8.5	6.0	18	13.8	3.5	4.8	6.0
339 Series	8HP	22	31	23.5	10.3	7.0	10.25	15.0	6.0	23.0	13.8	3.5	4.8	6.0

(++) HP CLASS REPRESENTS MARKET CATEGORY AND IS NOT INTENDED TO DEFINE ACTUAL HORSEPOWER. (\*\*\*) THIS DIMENSION MAY VARY DUE TO ENGINE MANUFACTURER'S SPECIFICATIONS.

NOTE: Dimensions have a tolerance of ±1/8".



See price book page 3

The Gorman-Rupp Company reserves the right to discontinue any model or change specifications at any time without incurring any obligation. Viton® and Teflon® are registered trademarks of E.I. DuPont.

CP11-12 / 1006