

AG & DEWATERING ■ HEAVY DUTY TRASH ■ HIGH PRESSURE ■ DIAPHRAGM ■ SUBMERSIBLE

# IPT PUMPS™

## BY GORMAN-RUPP



BY  
GORMAN-RUPP

# THE RIGHT PUMP FOR THE JOB

## THE RIGHT PUMP

## RIGHT OFF THE SHELF



We have the pump you need, when you need it.



FEATURING PUMPS POWERED BY:



COMMERCIAL POWER



The Gorman-Rupp® Company has been a leader in supplying all types of pumps to the small pump rental business since 1933. Self Priming Centrifugal, Diaphragm, Trash Handling and Submersible pumps are a few of the many pump types available. Performances from 10 GPM to over 1,000 GPM ensure solutions for practically all of your pumping challenges. Having the pump you need, when you need it, combined with Gorman-Rupp's reputation for reliable and trouble-free operation will make you glad that you bought an OTS pump.

### CONSTRUCTION

Open pits and quarries, cofferdams, sewers or general construction site dewatering, OTS pumps handle tough jobs.

### MUNICIPAL & UTILITIES

Residential and commercial cleanup operations, sewer and catch basin dewatering, emergency standby and general maintenance application, the OTS pumps have the versatility and performance you need to get the job done.

### INDUSTRIAL

Liquid transfer, washdown, emergency standby, general sump and cleanup operations are all easily handled with Gorman-Rupp OTS pumps.

### AGRICULTURE

Irrigation of gardens and small fields, frost protection or general farm use, OTS pumps offer maximum performance and minimal fuel consumption. Liquid fertilizer versions available for transfer and loading of fertilizers, herbicides, and pesticides. Portable trash pumps are excellent for many animal waste applications.

### MARINE

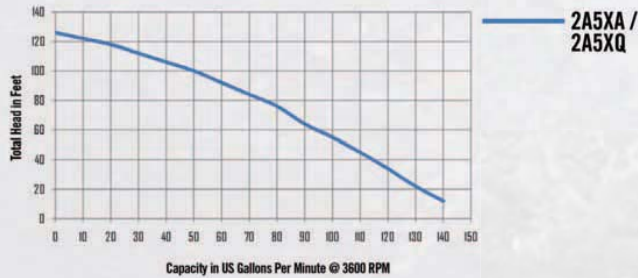
Emptying bilges and holding tanks at docks and marinas, shipyard cleanup and washdown or general marine applications, the OTS pumps are dependable, economical performers.

# T H E R I G H T P U M P

## SELF PRIMING CENTRIFUGAL PUMPS

These versatile, lightweight pumps are designed for easy portability.

### PERFORMANCE CURVE



8,400 GALLONS PER HOUR

Model: 2A5XA

### IPT THERMOPLASTIC AG/DEWATERING PUMPS

Model #	Driver Type	Port Size (NPT)	Weight
2A5XA*	Briggs & Stratton CP550	2" X 2"	87
2A5XQ	Honda GC160	2" X 2"	91

\*Optional 2" plastic pipe nipples available for an additional fee

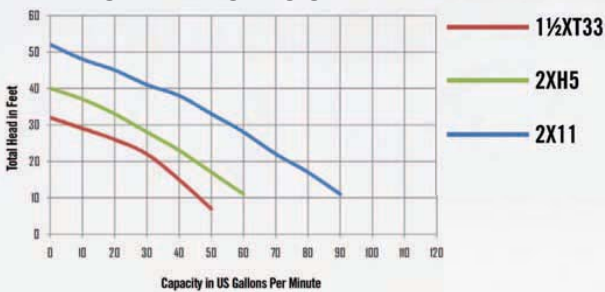
### SELLING FEATURES:

- Polypropelene Construction with EPDM Seals
- Self-Primes to 20 ft. with Built in Check Valve
- Includes Built in Carry Handle

## SUBMERSIBLE PUMPS

Lightweight submersible pumps make dewatering the job site quick and easy.

### PERFORMANCE CURVE



Models: 1 1/2 XT33, 2XH5 & 2X11

### IPT SUBMERSIBLE PUMPS

Model #	Driver Type	Port Size (NPT)	VAC	Weight
1 1/2 XT33	1/3 HP	1 1/2"	115V	30
2XH5	1/2 HP	2"	115V	31
2X11	1 HP	2"	115V	50
55-930	Float Switch-30 ft. (used with Models 1 1/2 XT33 or 2XH5)			
55-950	Float Switch-50 ft. (used with 2X11)			

### SELLING FEATURES:

- Light Weight Slim Design
- 304 Stainless Steel Casing, Motor Housing, and Hardware
- Thermal Overload Protected
- Oil lubricated Seals
- Lower Seal-Silicon Carbide, Upper Seal-Carbon Ceramic, Viton®
- Optional Piggyback Float Switch



Optional Piggyback Float Switch

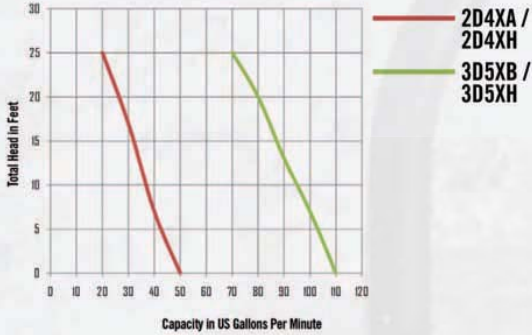


# R I G H T O F F T H E S H E L F

## DIAPHRAGM PUMPS

When other pumps get bogged down in sludge, mud and other liquids, diaphragm pumps take over.

### PERFORMANCE CURVE



IPT DIAPHRAGM PUMPS (ALSO KNOWN AS MUD OR SLUDGE PUMPS)				
Model #	Driver Type	Port Size (NPT)	Mounting	Weight
2D4XA	Briggs & Stratton 525	2" x 2"	Wheels	124
2D4XH	Honda GX120	2" x 2"	Wheels	125
3D5XB	Briggs & Stratton CP550	3" x 3"	Wheels	181
3D5XH	Honda GX160	3" x 3"	Wheels	182

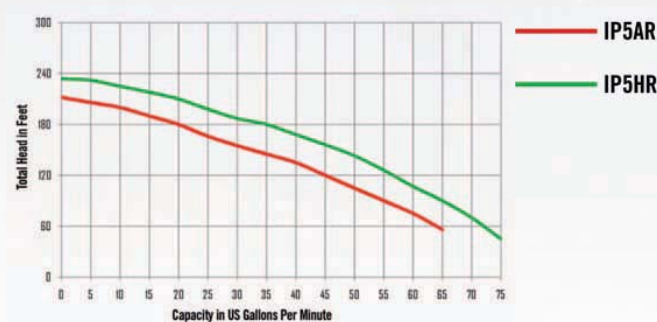
### SELLING FEATURES:

- Sand Cast Aluminum Construction
- Thermoplastic Rubber Diaphragm
- 90° Rotatable Base for Inline Transition
- Modular Component Design Permits
- Easy Cleanout and Maintenance

## HIGH PRESSURE PUMPS

2-stage high pressure pumps are designed for protection, irrigation, and washdown applications with a stainless steel impeller.

### PERFORMANCE CURVE



### SELLING FEATURES:

- Cast Iron with Stainless Steel Impellers
- Buna Seal with Carbon Ceramic Faces
- Includes Foot Valve for Fast Priming
- Easy Cleanout Design
- Buna O-Rings and Gaskets

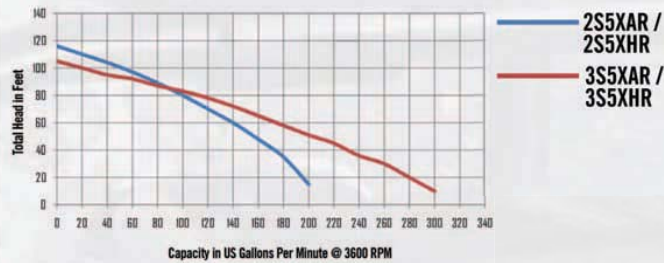
IPT 2 STAGE HIGH PRESSURE PUMPS				
Model #	Driver Type	Port Size (NPT)	Mounting	Weight
1P5AR	Briggs & Stratton CP650	1½" X 1½"	Roll Cage	104
1P5HR	Honda GX160	1½" X 1½"	Roll Cage	99

# R I G H T O F F T H E S H E L F

## TRASH HANDLING PUMPS

High-volume self-priming centrifugal trash pumps come standard with a ductile iron impeller to resist abrasion and one tool serviceability for cleanout.

### PERFORMANCE CURVE



18,000 GALLONS PER HOUR



Model: 3S5XAR

Easy Cleanout Tool Included

### SELLING FEATURES:

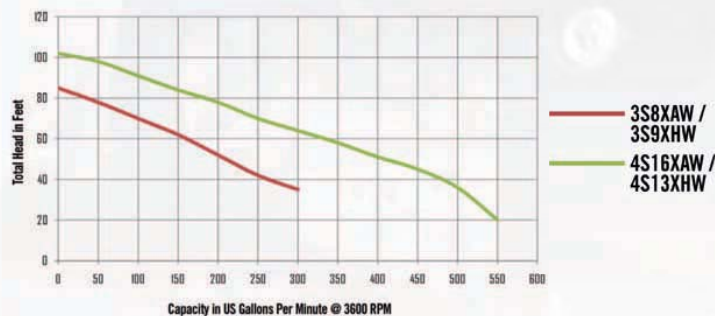
- Aluminum with Cast Iron Wearparts
- Viton®/Silicon Carbide Mechanical Seals
- Max Suction Lift: 26 ft.
- Easy Cleanout with One-Tool Serviceability (Tool Included)
- Removable and Rotatable Cast Iron Ports
- Build in EPDM Check-Valve and O-Rings

### IPT WATER/TRASH PUMPS

Model #	Driver Type	Port Size (NPT)	Mounting	Weight
2S5XAR	Briggs & Stratton CP650	2" X 2"	Roll Cage	87
2S5XHR	Honda GX160	2" X 2"	Roll Cage	91
3S5XAR	Briggs & Stratton CP650	3" X 3"	Roll Cage	96
3S5XHR	Honda GX160	3" X 3"	Roll Cage	100



### PERFORMANCE CURVE



33,000 GALLONS PER HOUR

Model: 4S16XAW



### IPT WATER/TRASH PUMPS INCLUDING WHEEL KIT AND BASE RAILS

Model #	Driver Type	Port Size (NPT)	Mounting	Weight
3S8XAW	Briggs & Stratton 1350 Series	3" x 3"	Wheel Kit	185
3S9XHW	Honda GX270	3" x 3"	Wheel Kit	200
4S16XAW	Briggs & Stratton OHV16*	4" x 4"	Wheel Kit	294
4S13XHW	Honda GX390*	4" x 4"	Wheel Kit	299

\*12VDC Electric Start Models, Battery not included

### SELLING FEATURES:

- Aluminum with Cast Iron Wearparts
- Viton®/Silicon Carbide Mechanical Seals
- Self Primes to 20 ft. with Built in Buna Check Valve
- Buna O-rings and Gaskets
- Includes Wheel Kit and Base Rails, Suction Strainer, and NPT Pipe Nipples

# ACCESSORIES

## PVC REINFORCED SUCTION HOSE

Description	AMT Part No.	Ship Wt.
1½" x 20' PVC Water Suction Hose Assembly	C220-90	10
2" x 20' PVC Water Suction Hose Assembly	C221-90	17
3" x 20' PVC Water Suction Hose Assembly	C356-90	28
4" x 20' PVC Water Suction Hose Assembly	C357-90	38



## PVC WATER DISCHARGE HOSE

PVC Water Discharge Hose Size	AMT Part No. 25' Length	Ship Wt.	AMT Part No. 50' Length	Ship Wt.
1½"	C216-90	6	C372-90	11
2"	C217-90	8	C373-90	19
3"	C358-90	11	C374-90	22
4"	C359-90	17	C375-90	32


## WHEEL KITS (DESIGNED FOR PUMPS WITH ROLL CAGE)

Model #	Features	Ship Wt.
A734-90	Includes 10" semi-pneumatic tires on steel wheels with cast iron clamps and steel handle for universal mounting to frame	26



### PREMIUM-GRADE ENGINES

Proven to start fast, run long and finish strong even under the most demanding job site conditions.  
[WWW.VANGUARDENGINES.COM](http://WWW.VANGUARDENGINES.COM)



Product information is subject to change; consult factory for details.

sales@gongol.net (515) 223-5169 fax